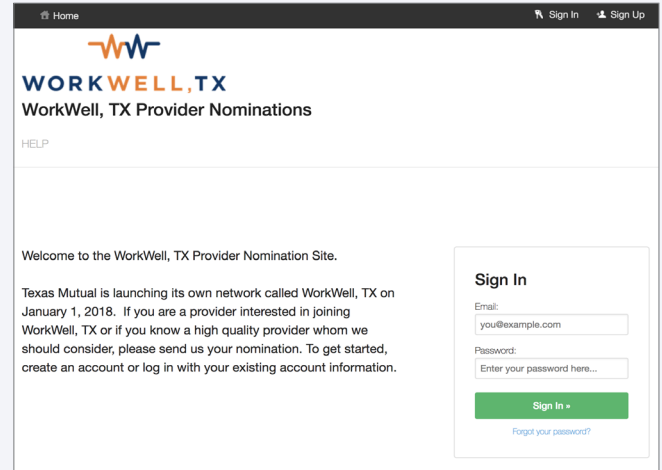
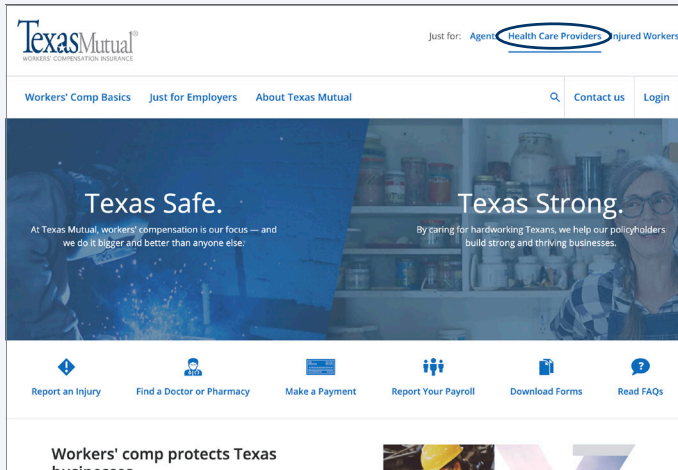



How to nominate a provider to WorkWell, TX

To nominate a provider to WorkWell, TX, visit texasmutual.com and select health care providers in the top right. Then, scroll to the nominate a provider section on the website and select submit a nomination. You will need to create an account or login to get started.

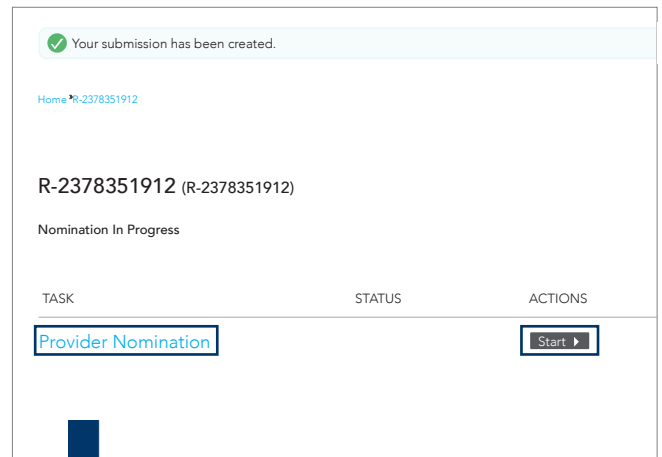


1 Once you log in, you can create a new nomination or view the status of a previous submission on the Submissions landing page. Click on the green Get Started button to create a nomination.



Submission Landing Page

2 To enter the nomination details, click Provider Nomination Form or select the Start button.



3 Fill out the form with the requested information.

Your information will be displayed at the top of the form as the requestor. You can edit this information in Settings under your login name in the top right corner of the page.

- Enter the provider and facility information. Fields with an asterisk are required.
- Click the green Submit button when the form is complete. Or, you can save your submission and come back later to complete.
- As the submitter, you will receive a confirmation email to the email address provided when you submit, and you will receive a follow-up email once the network team has finished its review.